


POKÉMON

BOOKMARKS SET by Yujilono

HOW TO USE YOUR
BOOKMARK



PIECE 2:
Face

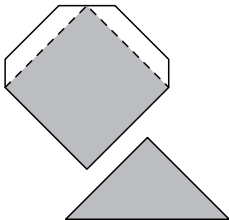


INSTRUCTIONS

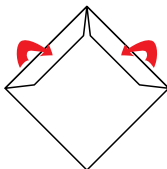
1. Choose your pokémon.



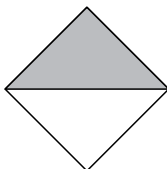
2. Cut both pieces.



3. Fold piece 1 in the dashed lines.



4. Glue piece 2 in piece 1.



PIECE 1:

Back

